




Using Canvas & Starfish Integration

Step	Directions
1	Click the  in the top left-hand corner of your Starfish homepage and click Students
2	Click the My Students tab at the top
3	Select the appropriate Connection from the drop-down menu, of the students you would like to review
4	Click the student's name
5	Click the  Courses icon in the left panel
6	Click the  icon beside the course to expand and see students' grades, attendance, tracking items information and upcoming meetings with that instructor
<p>Additional Notes:</p> <ul style="list-style-type: none">• Please be aware that instructors will only be able to see course information for the course(s) in which they are listed as the instructor of record.• Please be aware if you are listed as a major advisor, you will have access to view the items in step 6 for all your assigned students.	