

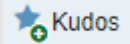
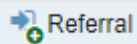


Raise Student Flags, *Kudos*, and Referrals

Step	Directions
1	Click the  in the top left-hand corner of your Starfish homepage and click Students
2	Click the My Students tab at the top
3	Check the box beside the student you would like to raise the tracking item for <ul style="list-style-type: none">• Selecting multiple students at the same time will result in students receiving identical feedback/comments
4	Click the  Flag  Kudos or  Referral button across the top
5	Click Save